NOTE:

1. SLIDE IS SYMMETRICAL. MAY BE USED AS LEFT OR RIGHT HAND SLIDE.
2. HOLES OTHER THAN SHOWN MAY BE IN THE SLIDE MEMBERS AT JONATHAN OPTION.
3. FOR "EIA/RETMA" BRACKETS, SEE SEPARATE SECTION.
4. NON METALLIC STOPS OPEN AND CLOSED.
5. USE NUMBER 8 PAN OR BINDING HEAD SCREWS FOR MOUNTING THRU THE SLIDE MEMBERS.

[6] SLIDE IS PROVIDED WITH A DETENT CLOSED.

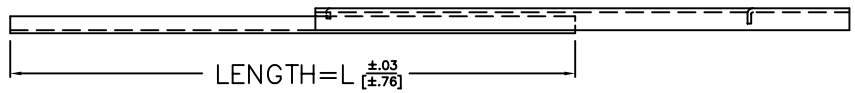

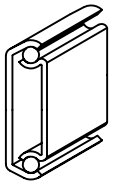

ISOMETRIC REPRESENTATION

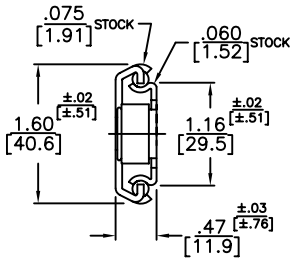

END VIEW

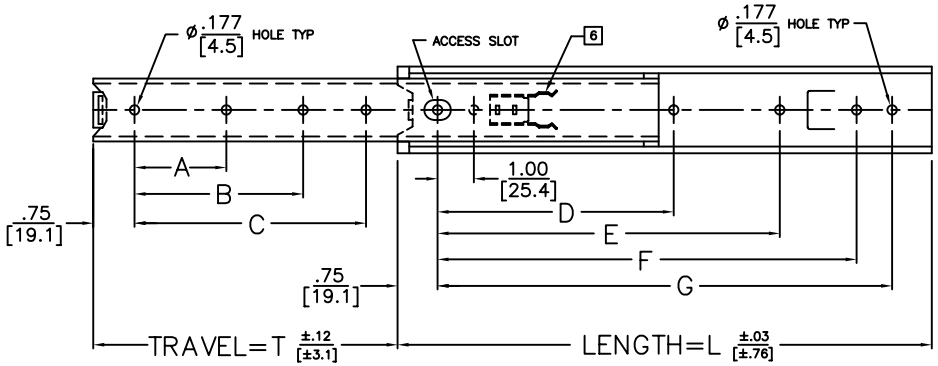

PART NO.	SLIDE LENGTH	SLIDE TRAVEL	MOUNTING HOLE PATTERN							LOAD RATING
SERIES – LENGTH	DIM. L	DIM. T	INNER CHANNEL A	B	C	OUTER CHANNEL D	E	F	G	PER PAIR
311DC–12	12 / 304.8	8 / 203	2.500 / 63.50	4.500 / 114.30	7.000 / 177.80	4.000 / 101.60	6.500 / 165.10	9.500 / 241.30	10.500 / 266.70	125 LBS / 57 KG
311DC–14	14 / 355.6	9.5 / 241	3.000 / 76.20	5.500 / 139.70	8.500 / 215.90	4.000 / 101.60	8.500 / 215.90	11.500 / 292.10	12.500 / 317.50	120 LBS / 55 KG
311DC–16	16 / 406.4	10.5 / 267	3.000 / 76.20	6.500 / 165.10	9.500 / 241.30	5.000 / 127.00	9.500 / 241.30	13.500 / 342.90	14.500 / 368.30	115 LBS / 52 KG
311DC–18	18 / 457.2	12 / 305	4.000 / 101.60	7.000 / 177.80	11.000 / 279.40	6.000 / 152.40	10.500 / 266.70	15.500 / 393.70	16.500 / 419.10	110 LBS / 50 KG
311DC–20	20 / 508	13.5 / 343	4.000 / 101.60	8.500 / 215.90	12.500 / 317.50	6.000 / 152.40	12.500 / 317.50	17.500 / 444.50	18.500 / 469.90	105 LBS / 48 KG
311DC–22	22 / 558.8	15 / 381	5.000 / 127.00	9.000 / 228.60	14.000 / 355.60	7.000 / 177.80	13.500 / 342.90	19.500 / 495.30	20.500 / 520.70	100 LBS / 45 KG
311DC–24	24 / 609.6	16 / 406	5.000 / 127.00	10.000 / 254.00	15.000 / 381.00	7.500 / 190.50	15.000 / 381.00	21.500 / 546.10	22.500 / 571.50	90 LBS / 41 KG
311DC–26	26 / 660.4	17.5 / 445	5.000 / 127.00	11.500 / 292.10	16.500 / 419.10	8.000 / 203.20	16.500 / 419.10	23.500 / 596.90	24.500 / 622.30	80 LBS / 36 KG
311DC–28	28 / 711.2	19 / 483	6.000 / 152.40	12.000 / 304.80	18.000 / 457.20	9.000 / 228.60	17.500 / 444.50	25.500 / 647.70	26.500 / 673.10	70 LBS / 32 KG

JONATHAN® Engineered Solutions

Irvine Technology Center
410 Exchange, Suite 200
Irvine, CA 92602
Tel: (714) 665–4400
Website: www.JonathanEngr.com
Engineering • Production • Integration/Subassembly • Logistics
United States • Mexico • China • Taiwan

DIMENSIONS SHOWN AS: IN. / [MM]	TOLERANCE UNLESS OTHERWISE NOTED	PART NO.	DESCRIPTION:
.XX / .X	±.020 / [±.5]	311DC	STEEL SERIES 311DC LOAD RATING: 70–125 LBS./ 32–57 KG.
.XXX / .XX	±.010 / [±.25]	DATE: 6/04	
ANGLES	±1°		

COPYRIGHT © 2004 JONATHAN ENGINEERED SOLUTIONS