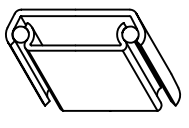
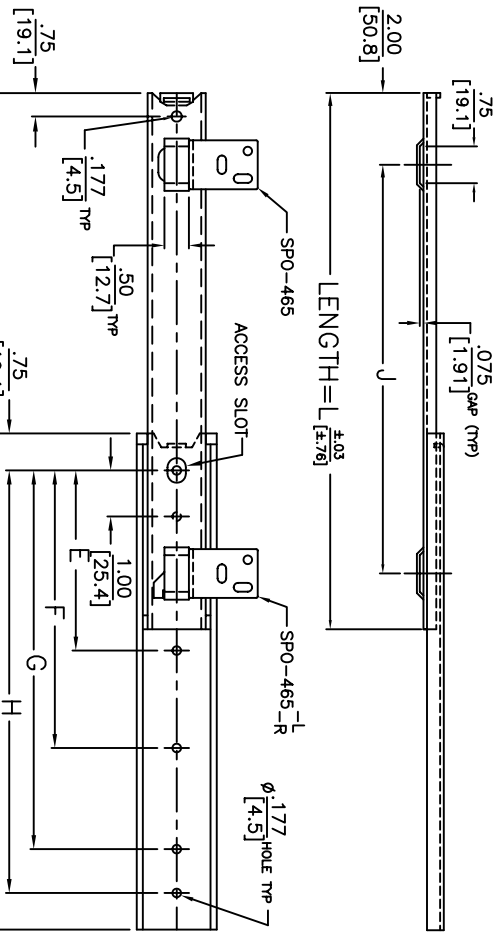
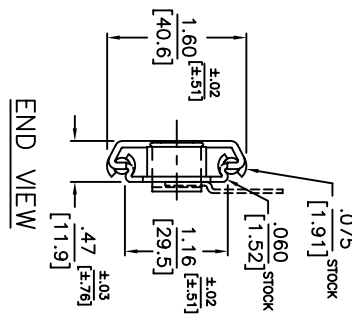


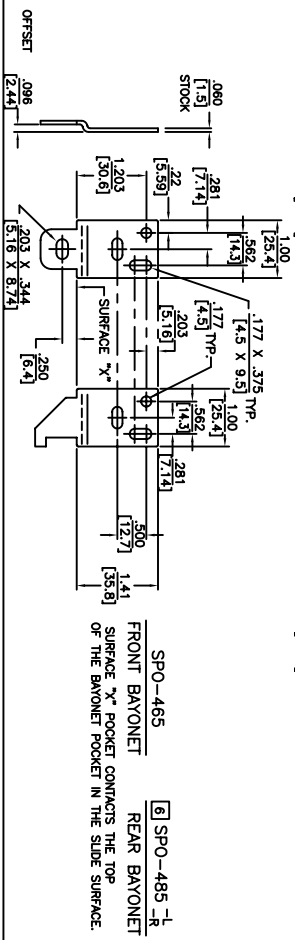
- NOTES:**
1. SLIDE IS SYMMETRICAL. MAY BE USED AS LEFT OR RIGHT HAND SLIDE. REAR CLIP (SPO-485) IS HANDED LEFT REAR CLIP SHOWN, RIGHT REAR CLIP OPPOSITE.
 2. HOLES OTHER THAN SHOWN MAY BE IN THE SLIDE MEMBERS AT JONATHAN OPTION.
 3. FOR "EVA/REIWA" BRACKETS, SEE SEPARATE SECTION.
 4. NON METALLIC STOPS OPEN AND CLOSED.
 5. USE NUMBER 8 PAN OR BINDING HEAD SCREWS FOR MOUNTING THRU THE OUTER CHANNEL.
 - 6 SPO-465 AND SPO-485-L/R BAYONETS TO BE ORDERED SEPARATELY.



ISOMETRIC REPRESENTATION



PART NO.	SLIDE LENGTH DIM.		MOUNTING HOLE PATTERN		LOAD RATING PER PAIR
	L	T	E	F G H	
311D-12	12	8	4.000	9.500	125 LBS
311D-14	14	9.5	4.000	11.500	120 LBS
311D-16	16	10.5	5.000	13.500	115 LBS
311D-18	18	12	6.000	15.500	110 LBS
311D-20	20	13.5	6.000	17.500	105 LBS
311D-22	22	15	7.000	19.500	100 LBS
311D-24	24	16	7.500	21.500	90 LBS
311D-26	26	17.5	8.000	23.500	80 LBS
311D-28	28	19	9.000	25.500	70 LBS



Irvine Technology Center
 410 Exchange, Suite 200
 Irvine, CA 92602
 Tel: (714) 665-4400
 Website: www.jonathanEng.com
 Engineering • Production • Integration / Subassembly • Logistics
 United States • Mexico • China • Taiwan

DIMENSIONS SHOWN IN [MM]

AS: **311D**

TOLERANCE UNLESS OTHERWISE NOTED

XX ±.020

XXX ±.010

XXX ±.25

ANGLES ±1°

PART NO. **311D**

DESCRIPTION: **STEEL SERIES 311D LOAD RATING: 70-125 LBS. / 32-57 KG.**

DATE: **6/04**

COPYRIGHT © 2004 JONATHAN ENGINEERED SOLUTIONS