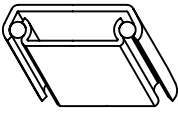
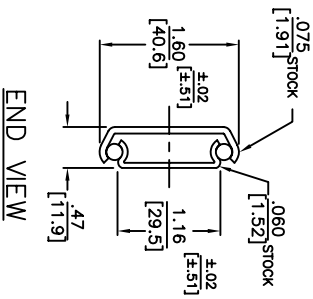


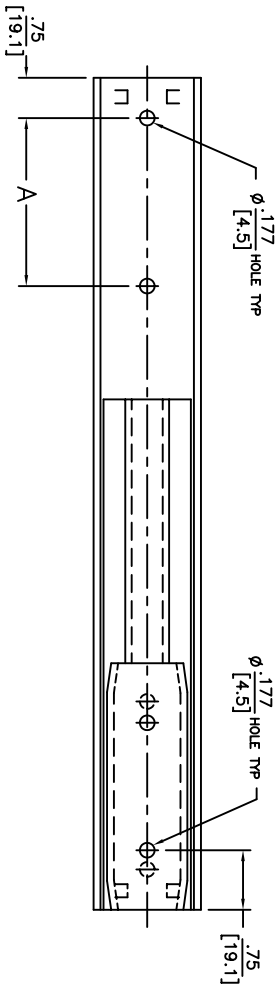
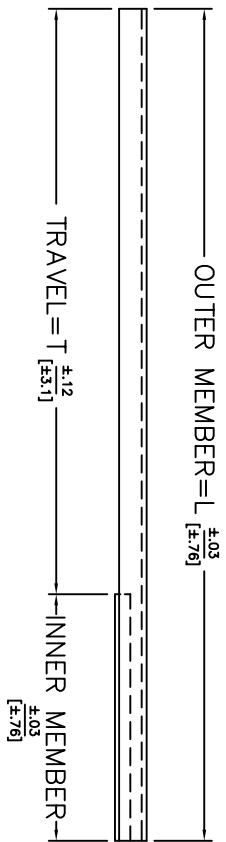
- NOTES:**
- ORDERING INFORMATION:  
 THE STANDARD 311 LM SLIDE IS IDENTIFIED BY SPECIFYING THE LENGTH OF OUTER AND INNER MEMBERS.  
 EXAMPLE: 311LM--28--6 DESCRIBES A 311 LINEAR MOTION SLIDE WITH AN OUTER MEMBER 28 INCHES LONG CONTAINING AN INNER MEMBER 6 INCHES LONG PROVIDING A TRAVEL OF 22 INCHES. THE TRAVEL IS COORDINATE OF THE OUTER AND INNER MEMBER LENGTHS.
1. SLIDE IS SYMMETRICAL. MAY BE USED AS LEFT OR RIGHT HAND SLIDE.
  2. HOLES OTHER THAN SHOWN MAY BE IN THE SLIDE MEMBERS AT JONATHAN OPTION.
  3. INNER MEMBER IS REMOVABLE.
  4. THE INNER MEMBER IS ALWAYS SUPPORTED ON BALL BEARINGS AND PROVIDES PRECISE LINEAR MOTION WITH NEGLIGIBLE FRICTION THROUGHOUT THE FULL TRAVEL.



ISOMETRIC REPRESENTATION



END VIEW



OUTER MEMBER LENGTH	INNER MEMBER LENGTH								OUTER MITG. HOLE
	3.00	4.00	5.00	6.00	7.00	8.00	9.00	10.00	
8	5.00	4.00	3.00						
203.2	127	101.6	76.2	4.00	3.00				
10	7.00	6.00	5.00	101.6	76.2				
254	177.8	152.4	127	101.6	76.2				
12	9.00	8.00	7.00	6.00	5.00	4.00			
304.8	228.6	203.2	177.8	152.4	127	101.6			
14	11.00	10.00	9.00	8.00	7.00	6.00	2.000		
355.6	279.4	254	228.6	203.2	177.8	152.4	50.80		
16	13.00	12.00	11.00	10.00	9.00	8.00	3.000		
406.4	330.2	304.8	279.4	254	228.6	203.2	76.20		
18	15.00	14.00	13.00	12.00	11.00	10.00	4.000		
457.2	381	355.6	330.2	304.8	279.4	254	101.60		
20	17.00	16.00	15.00	14.00	13.00	12.00	5.000		
508	431.8	406.4	381	355.6	330.2	304.8	127.00		
22	19.00	18.00	17.00	16.00	15.00	14.00	6.000		
558.8	482.6	457.2	431.8	406.4	381	355.6	152.40		
24	21.00	20.00	19.00	18.00	17.00	16.00	7.000		
609.6	533.4	508	482.6	457.2	431.8	406.4	177.80		
26	23.00	22.00	21.00	20.00	19.00	18.00	8.000		
660.4	584.2	558.8	533.4	508	482.6	457.2	203.20		
28	25.00	24.00	23.00	22.00	21.00	20.00	9.000		
711.2	635	609.6	584.2	558.8	533.4	508	228.60		

TRAVEL

A



Irvine Technology Center  
 410 Exchange, Suite 200  
 Irvine, CA 92602  
 Tel: (714) 665-4400  
 Website: [www.jonathanEng.com](http://www.jonathanEng.com)  
 Engineering • Production • Integration / Subassembly • Logistics  
 United States • Mexico • China • Taiwan

DIMENSIONS SHOWN UNLESS OTHERWISE NOTED		PART NO. 311LM		DESCRIPTION: STEEL SERIES 311LM	
AS: [MM]	INL				
TOLERANCE					
XX	±.020				
X	±.51				
XXX	±.010	DATE:	6/04		
XX	±.25				
ANGLES	±1°	COPYRIGHT © 2004 JONATHAN ENGINEERED SOLUTIONS			