NOTES:

1. SLIDE IS SYMMETRICAL. MAY BE USED AS LEFT OR RIGHT HAND SLIDE.
2. HOLES OTHER THAN SHOWN MAY BE IN THE SLIDE MEMBERS AT JONATHAN OPTION.
3. CHASSIS MEMBERS ARE INTERCHANGEABLE.

[4] CABINET SECTION PART NUMBER: 375QD–(LENGTH)–A

[5] CHASSIS SECTION PART NUMBER: 375QD–(LENGTH)–B

[6] MOUNTING BRACKETS (PART NUMBER SPO–622) AND HARDWARE TO MOUNT BRACKETS TO THE SLIDE ARE SUPPLIED.
BRACKET SPO–622 PROVIDES A MOUNTING ADJUSTMENT RANGE OF: $\pm\frac{.50\ IN}{12\ MM}$

[7] EXTENDED BRACKET SPO–683 PROVIDES A MOUNTING ADJUSTMENT RANGE OF: $-\frac{.50\ IN}{12\ MM}$ (TO) $+\frac{6.00\ IN}{152\ MM}$

[8] BAR NUTS ARE TO BE ORDERED SEPARATELY AND ARE AVAILABLE WITH THREE MOUNTING HOLE OPTIONS TO SUIT VARYING RAIL/SLIDE LOCATIONS. THE BAR NUTS SNAP INTO THE MOUNTING BRACKETS FOR MOUNTING EASE (PATENT APPLIED FOR). TWO BAR NUTS ARE REQUIRED FOR EACH SLIDE.

[9] TRAVEL STATED IS BASED ON SETBACK DIMENSION LISTED. SETBACK MAY BE DECREASED TO .12 MIN. AS REQUIRED. THE TRAVEL WILL BE DIMINISHED BY A LIKE AMOUNT. THE EXTENSION DIMENSION REMAINS CONSTANT, AS A MODIFICATION OF SETBACK ONLY AFFECTS TRAVEL.

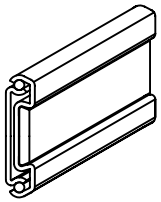

ISOMETRIC REPRESENTATION

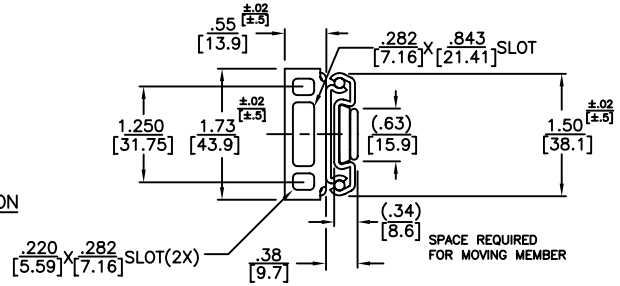

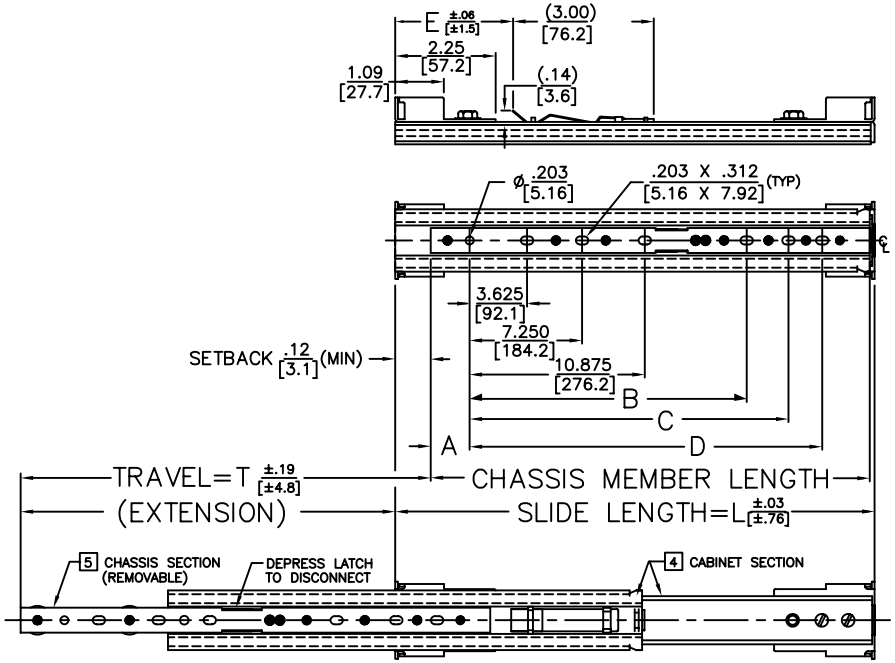

(NUT BAR DIMENSIONS TYPICAL)

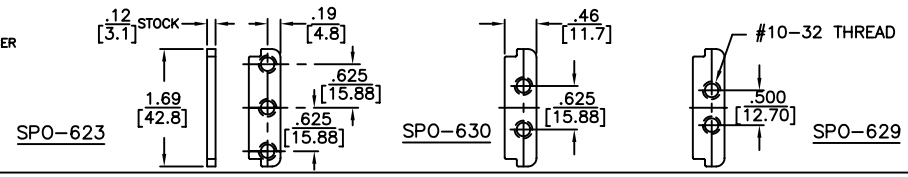

PART NO. SERIES – LENGTH	SLIDE LENGTH DIM. L	SLIDE TRAVEL DIM. T	EXTENSION (REFERENCE)	[9] SETBACK ±.06 ±1.5	CHASSIS MEMBER LENGTH	MOUNTING HOLE PATTERN INNER CHANNEL A	B	C	D	REAR LOCK LOCATION E	LOAD RATING PER PAIR
375QD–14	14 / 356	15 / 381	14.88 / 377.8	.12 / 3.1	13.75 / 349.3	1.16 / 29.5				3.53 / 89.7	85 LBS / 39 KG
375QD–16	16 / 406	17 / 432	14.88 / 377.8	2.12 / 53.9	13.75 / 349.3	1.16 / 29.5				4.97 / 126.2	80 LBS / 36 KG
375QD–18	18 / 457	19 / 483	14.88 / 377.8	4.12 / 104.7	13.75 / 349.3	1.16 / 29.5				2.84 / 72.1	75 LBS / 34 KG
375QD–20	20 / 508	21 / 533	20.88 / 530.2	.12 / 3.1	19.75 / 501.7	3.54 / 89.9	14.500 / 368.30			5.84 / 148.3	70 LBS / 32 KG
375QD–22	22 / 559	23 / 584	20.88 / 530.2	2.12 / 53.9	19.75 / 501.7	3.54 / 89.9	14.500 / 368.30			7.34 / 186.4	65 LBS / 29 KG
375QD–24	24 / 610	25 / 635	20.88 / 530.2	4.12 / 104.7	19.75 / 501.7	3.54 / 89.9	14.500 / 368.30			7.34 / 186.4	60 LSB / 27 KG
375QD–26	26 / 660	27 / 686	24.88 / 631.8	2.12 / 53.9	23.75 / 603.3	.29 / 7.4	14.500 / 368.30	18.125 / 460.38	21.750 / 552.45	7.72 / 196.1	50 LBS / 23 KG
375QD–28	28 / 711	29 / 737	24.88 / 631.8	4.12 / 104.7	23.75 / 603.3	.29 / 7.4	14.500 / 368.30	18.125 / 460.38	21.750 / 552.45	7.72 / 196.1	50 LBS / 23 KG

JONATHAN® Engineered Solutions

Irvine Technology Center
410 Exchange, Suite 200
Irvine, CA 92602
Tel: (714) 665–4400
Website: www.JonathanEngr.com
Engineering • Production • Integration/Subassembly • Logistics
United States • Mexico • China • Taiwan

DIMENSIONS SHOWN AS: IN. / [MM]	TOLERANCE UNLESS OTHERWISE NOTED
.XX / .X	±.020 / [±.5]
.XXX / .XX	±.010 / [±.25]
ANGLES	±1°

PART NO. 375QD

DATE: 6/04

DESCRIPTION:

STEEL
SERIES 375QD
LOAD RATING: 75 LBS./ 34 KG.

COPYRIGHT © 2004 JONATHAN ENGINEERED SOLUTIONS