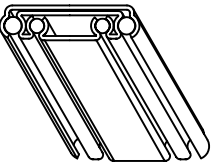
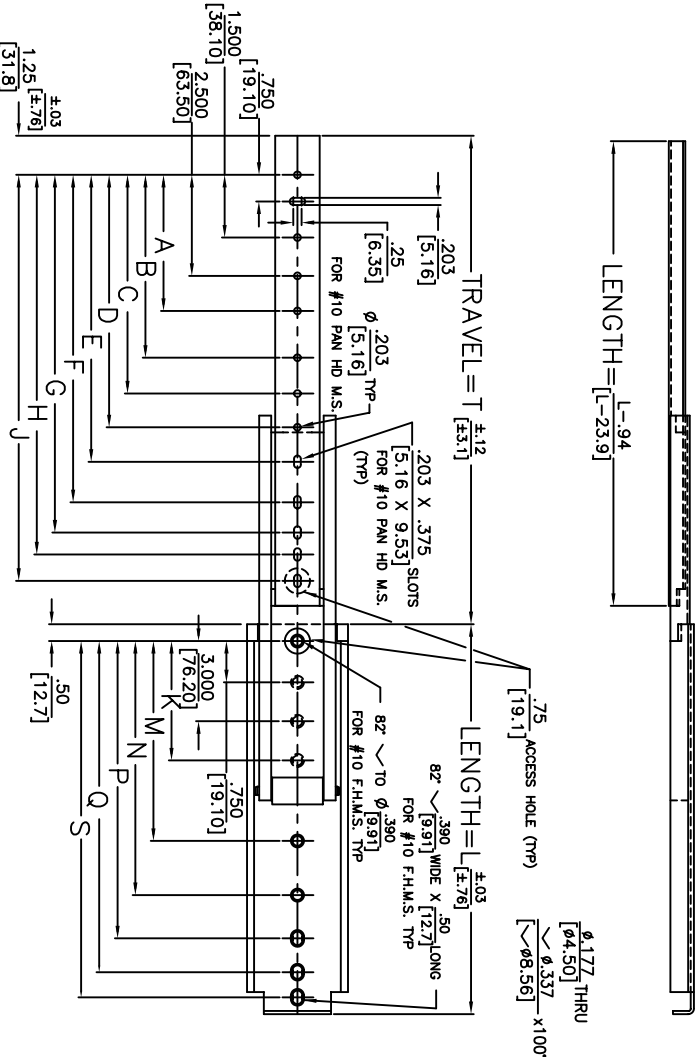
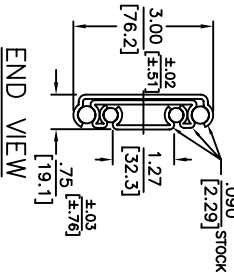


- NOTES:
- SLIDE IS SYMMETRICAL. MAY BE USED AS LEFT OR RIGHT HAND SLIDE.
  - HOLES OTHER THAN SHOWN MAY BE IN THE SLIDE MEMBERS AT JONATHAN OPTION.
  - FOR "EA/RETM" BRACKETS, SEE SEPARATE SECTION.
  - NON METALLIC STOPS OPEN AND CLOSED.
  - SLIDE IS AVAILABLE IN STANDARD LENGTH BEYOND 36.00 IN. CONTACT JONATHAN FOR SPECIFIC MOUNTING 91.4.4 MM HOLE PATTERNS.
  - USE #10 PAN HEAD MACHINE SCREWS ON THE INNER MEMBER
  - USE #10 (92) FLAT HEAD MACHINE SCREWS ON THE OUTER MEMBER



ISOMETRIC REPRESENTATION



PART NO.	SLIDE SLIDE		MOUNTING HOLE PATTERN														LOAD RATING	
	SERIES	DIM. L	DM. T	INNER CHANNEL							OUTER CHANNEL							PER PAIR
LENGTH	L	T	A	B	C	D	E	F	G	H	J	K	M	N	P	Q	S	
432-12	12	12	304.8							8.08	7.98	7.81	8.26				8.86	300 PLS
432-14	14	14	354.6							10.33	10.23	10.84	11.74				10.96	300 PLS
432-16	16	16	404.4							12.78	12.67	13.32	14.52				13.56	300 PLS
432-18	18	18	454.2							15.23	15.11	15.81	17.42				16.29	300 PLS
432-20	20	20	504.0							17.68	17.55	18.30	19.92				18.58	300 PLS
432-22	22	22	553.8							20.13	19.99	20.79	22.82				21.24	300 PLS
432-24	24	24	603.6							22.58	22.43	23.28	25.72				23.65	300 PLS
432-26	26	26	653.4							25.03	24.87	25.76	28.60				26.54	300 PLS
432-28	28	28	703.2							27.48	27.31	28.24	31.48				29.00	300 PLS
432-30	30	30	753.0							30.12	29.94	30.92	34.32				31.40	300 PLS
432-32	32	32	802.8							32.57	32.38	33.40	36.84				33.50	300 PLS
432-34	34	34	852.6							35.12	34.91	36.08	39.48				35.70	300 PLS
432-36	36	36	902.4							37.57	37.35	38.66	42.24				38.00	300 PLS

**Jonathan**  
Engineered Solutions

Website: www.jonathanengr.com  
United States • Mexico • China • Taiwan

Irvine Technology Center  
410 Exchange, Suite 200  
Irvine, CA 92602  
Tel: (714) 665-4400

AS: INL  
DIMENSIONS SHOWN [MM]  
TOLERANCE UNLESS OTHERWISE NOTED  
XX ±.020  
X ±.51  
XXX ±.010  
XX ±.25

PART NO. 432  
DESCRIPTION: STEEL SERIES 432  
LOAD RATING: 224-300 LBS. / 102-136 KG.  
500 LBS. LOAD RATING AVAILABLE

DATE: 6/04

ANGLES ±1°

COPYRIGHT © 2004 JONATHAN ENGINEERED SOLUTIONS