NOTES:

1. WHEN ORDERING WITH LOCK, SPECIFY L.H. OR R.H. (EX: 350L–12L, 350L–12R) (LEFT SLIDE AS SHOWN, RIGHT SLIDE OPPOSITE)
2. SLIDE IS PROVIDED WITH LOCK TYPE "E". LOCKS IN OPEN POSITION ONLY. (OPTIONAL)
3. MOUNTING HOLE TOLERANCE: ±.005 [±.13]

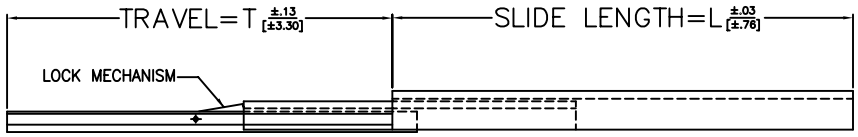

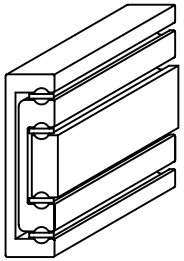

ISOMETRIC REPRESENTATION

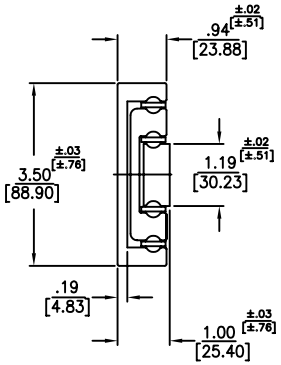

END VIEW

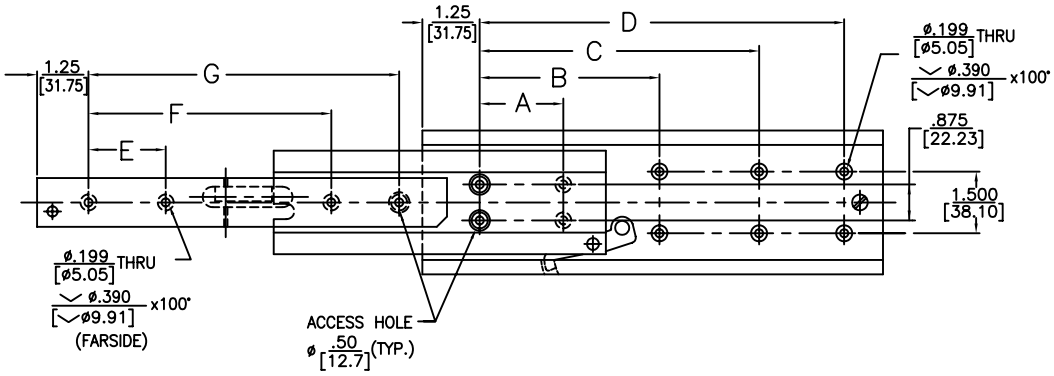

PART NO.	SLIDE LENGTH	SLIDE TRAVEL	MOUNTING HOLE PATTERN							LOAD RATING
SERIES – LENGTH	DIM. L	DIM. T	OUTER MEMBER A	B	C	D	INNER MEMBER E	F	G	PER PAIR
350–12	12	11			6	10		5	9	460 LBS
350L–12	304.8	279.4			152.4	254		127	228.6	208 KG
350–14	14	13			7	12	3	7	11	458 LBS
350L–14	355.6	330.2			177.8	304.8	76.2	177.8	279.4	207 KG
350–16	16	15	4	8	11	14	4	8	13	425 LBS
350L–16	406.4	381	101.6	203.2	279.4	355.6	101.6	203.2	330.2	192 KG
350–18	18	17	5	10	13	16	5	10	15	375 LBS
350L–18	457.2	431.8	127	254	330.2	406.4	127	254	381	170 KG
350–20	20	19	5	10	14	18	5	11	17	340 LBS
350L–20	508	482.6	127	254	355.6	457.2	127	279.4	431.8	154 KG
350–22	22	21	6	12	16	20	6	12	19	315 LBS
350L–22	558.8	533.4	152.4	304.8	406.4	508	152.4	304.8	482.6	142 KG
350–24	24	23	6	12	17	22	7	14	21	295 LBS
350L–24	609.6	584.2	152.4	304.8	431.8	558.8	177.8	355.6	533.4	133 KG
350–26	26	25	7	14	19	24	7	15	23	280 LBS
350L–26	660.4	635	177.8	355.6	482.6	609.6	177.8	381	584.2	127 KG
350–28	28	27	7	14	20	26	8	16	25	270 LBS
350L–28	711.2	685.8	177.8	355.6	508	660.4	203.2	406.4	635	122 KG
350–30	30	29	8	16	22	28	9	18	27	265 LBS
350L–30	762	736.6	203.2	406.4	558.8	711.2	228.6	457.2	685.8	120 KG
350–32	32	31	8	16	23	30	9	19	29	255 LBS
350L–32	812.8	787.4	203.2	406.4	584.2	762	228.6	482.6	736.6	115 KG
350–34	34	33	9	18	25	32	10	20	31	247 LBS
350L–34	863.6	838.2	228.6	457.2	635	812.8	254	508	787.4	112 KG
350–36	36	35	9	18	26	34	11	22	33	240 LBS
350L–36	914.4	889	228.6	457.2	660.4	863.6	279.4	558.8	838.2	108 KG

JONATHAN® Engineered Solutions

Irvine Technology Center
410 Exchange, Suite 200
Irvine, CA 92602
Tel: (714) 665–4400
Website: www.JonathanEngr.com
Engineering • Production • Integration/Subassembly • Logistics
United States • Mexico • China • Taiwan

DIMENSIONS SHOWN AS: IN. [MM]	TOLERANCE UNLESS OTHERWISE NOTED	PART NO.	DESCRIPTION:
.XX / .X	±.010 [±.3]	350	ALUMINUM
.XXX / .XX	±.005 [±.13]	DATE: 6/04	SERIES 350
ANGLES	±1°		LOAD RATING: 240–460 LBS./ 108–208 KG.

COPYRIGHT © 2004 JONATHAN ENGINEERED SOLUTIONS