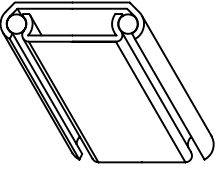
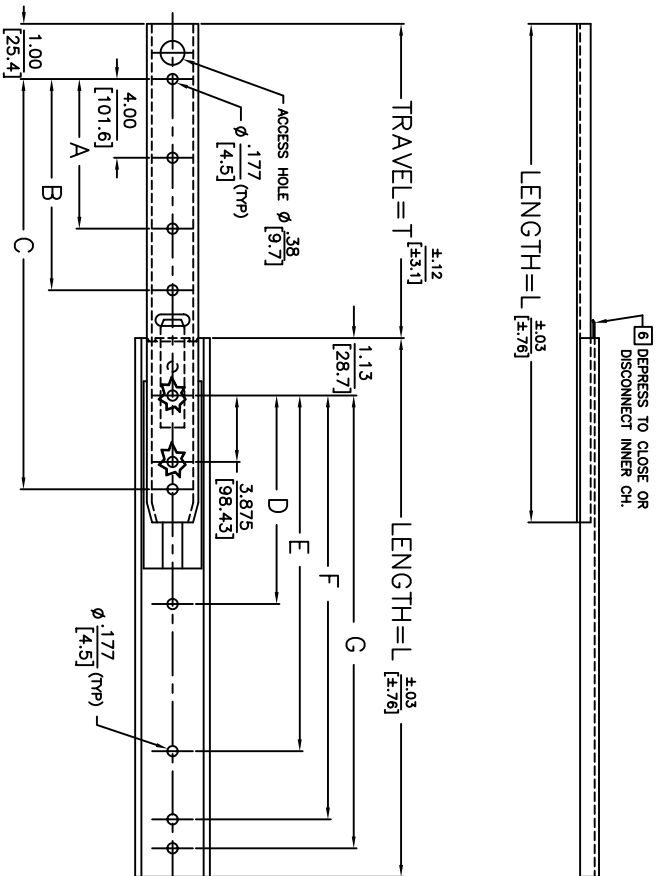
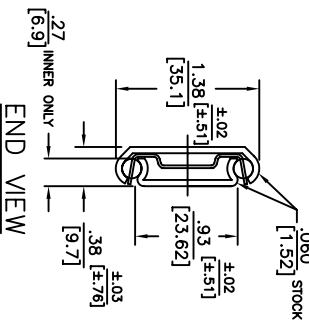


- NOTES:**
- SLIDE IS SYMMETRICAL. MAY BE USED AS LEFT OR RIGHT HAND SLIDE.
 - HOLES OTHER THAN SHOWN MAY BE IN THE SLIDE MEMBERS AT JONATHAN OPTION.
 - FOR 'EIA/RETMA' BRACKETS, SEE SEPARATE SECTION.
 - USE NUMBER 8 PAN OR BINDING HEAD SCREWS FOR MOUNTING THRU THE SLIDE MEMBERS.
- SLIDE IS PROVIDED WITH LOCK OPEN FEATURE AND QUICK DISCONNECT.



ISOMETRIC REPRESENTATION



PART NO.	SLIDE LENGTH	SLIDE DIM.	MOUNTING HOLE PATTERN			LOAD RATING			
			INNER CHANNEL	OUTER CHANNEL	PER PAIR				
SERIES	L	T	A	B	C	D	E	F	G
3300D-10	10	5.94	8.00	8.00	8.00	7.75	8.25	8.25	14.5
	254	151	203.20	203.20	203.20	196.90	209.60	209.60	66
3300D-12	12	7.94	6.00	10.00	10.00	5.375	9.750	10.250	14.0
	304.8	202	152.40	254.00	254.00	136.50	247.70	260.40	64
3300D-14	14	9.94	8.00	12.00	12.00	7.375	11.750	12.250	13.0
	355.6	253	203.20	304.80	304.80	187.30	298.50	311.20	59
3300D-16	16	11.94	10.00	14.00	14.00	9.375	13.750	14.250	12.0
	406.4	303	254.00	355.60	355.60	238.10	349.30	362.00	55
3300D-18	18	13.94	11.00	16.00	16.00	7.875	15.250	16.250	11.0
	457.2	329	203.20	279.40	406.40	11.875	16.250	16.250	50
3300D-20	20	15.94	9.00	18.00	18.00	8.875	15.250	16.250	10.0
	508	380	228.60	330.20	457.20	13.375	17.750	18.250	100
3300D-22	22	17.94	10.00	20.00	20.00	9.875	15.375	19.250	9.0
	558.8	405	254.00	355.60	508.00	10.875	17.375	21.250	80
3300D-24	24	19.94	11.00	22.00	22.00	10.875	17.375	21.250	8.0
	609.6	430	279.40	381.00	558.80	11.875	19.375	23.250	70
3300D-26	26	21.94	12.00	24.00	24.00	11.875	19.375	23.250	7.0
	660.4	481	304.80	431.80	609.60	12.875	21.375	25.250	60
3300D-28	28	23.94	13.00	26.00	26.00	12.875	21.375	25.250	6.0
	711.2	506	330.20	457.20	660.40	13.875	23.375	27.250	50
3300D-30	30	25.94	14.00	28.00	28.00	13.875	23.375	27.250	5.0
	762	532	355.60	482.60	711.20	14.875	25.375	29.250	40



Irvine Technology Center
410 Exchange, Suite 200
Irvine, CA 92602
Tel: (714) 665-4400
Website: www.jonathanEng.com
Engineering • Production • Integration / Subassembly • Logistics
United States • Mexico • China • Taiwan

DIMENSIONS SHOWN IN: [MM]	PART NO. 3300D	DESCRIPTION: STEEL
AS: UNLESS OTHERWISE NOTED		SERIES 3300D
TOLERANCE: ±.020	DATE: 6/04	LOAD RATING: 50-145 LBS. / 23-66 KG.
XX ±.51		
X ±.010		
XXX ±.25		
XX ANGLES ±1°		