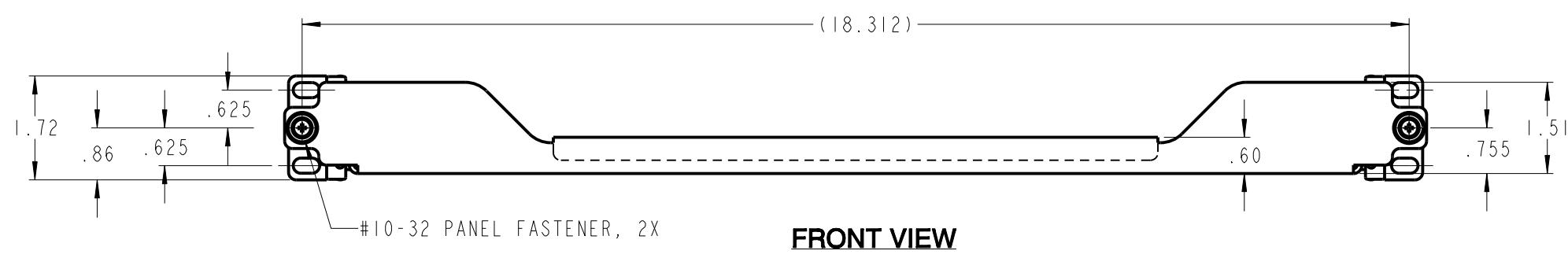
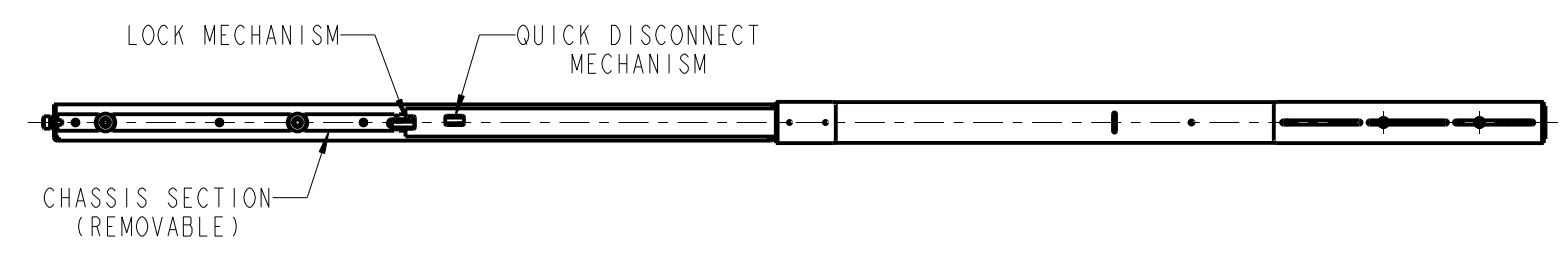
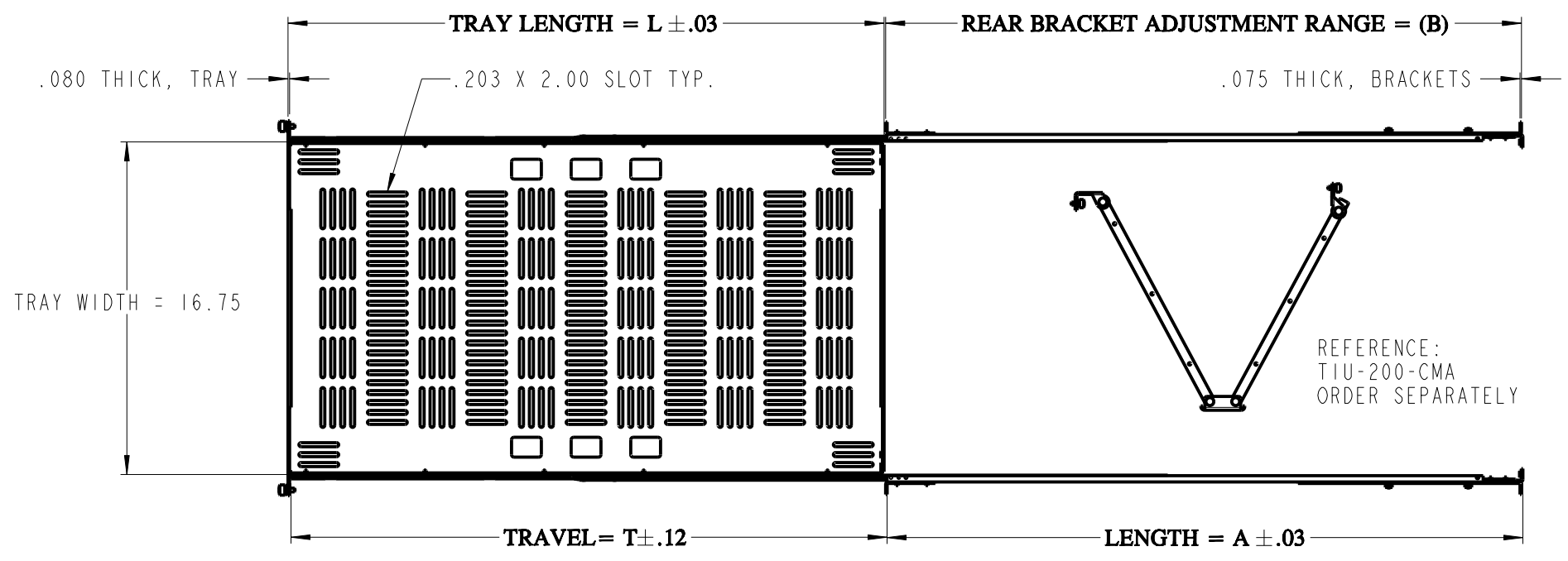


TRAY KIT	TRAY LENGTH	TRAVEL	LENGTH	REAR BRACKET ADJUSTMENT RANGE	LOAD RATING PER TRAY - LBS
PART NO.	L	T	A	B	
T1U-200-14	14.00	14.00	16.00	14.00 TO 20.00	123
T1U-200-16	16.00	16.00	18.00	16.00 TO 22.00	118
T1U-200-18	18.00	18.00	20.00	16.00 TO 24.00	112
T1U-200-20	20.00	20.00	22.00	18.00 TO 26.00	107
T1U-200-22	22.00	22.00	24.00	20.00 TO 28.00	102
T1U-200-24	24.00	24.00	26.00	22.00 TO 30.00	97
T1U-200-26	26.00	26.00	28.00	24.00 TO 32.00	91
T1U-200-28	28.00	28.00	30.00	26.00 TO 34.00	86



5. TRAY IS SYMMETRICAL AND MAY BE MOUNTED AS A SHELF OR TRAY AS SHOWN ON SHEET 2 OF 2. TO CONVERT, SIMPLY DISCONNECT, FLIP OVER AND RE-INSTALL

4. TRAY KIT INCLUDES:
 1 EA. SLIDES ASSEMBLY AND TRAY RIVETED
 1 EA. HARDWARE KIT:
 12 EA. CLIP NUTS #10-32
 10 EA. SCREWS PHPH #10-32 X 1/2" SS

3. SLIDE LOCKS IN FULL OPEN POSITION AND IS PROVIDED WITH QUICK DISCONNECT OF CHASSIS SECTION.

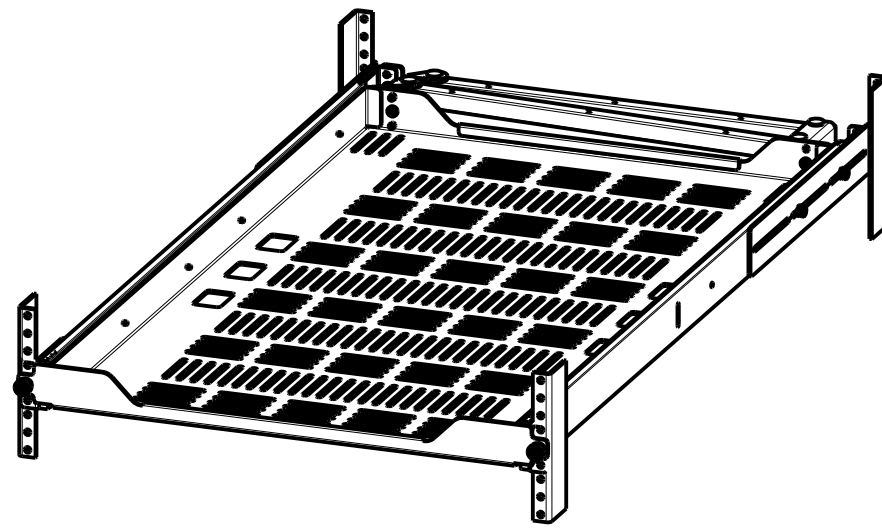
2. FINISH: SLIDE CHANNELS AND ALUMINUM COMPONENTS ARE ANODIZED PER MIL-A-8625, TYPE II, CLASS I. TRAY IS POLYURETHANE BLACK POWDER COAT. STAINLESS STEEL COMPONENTS ARE PASSIVATED PER SAE-AMS-QQ-P-35.

1. MATERIAL: SLIDE CHANNELS AND TRAY ARE FABRICATED FROM HIGH STRENGTH ALUMINUM ALLOYS. BRACKETS ARE STAINLESS STEEL. COMPONENT PARTS AND FASTENERS ARE HIGH STRENGTH ALUMINUM ALLOYS AND STAINLESS STEEL

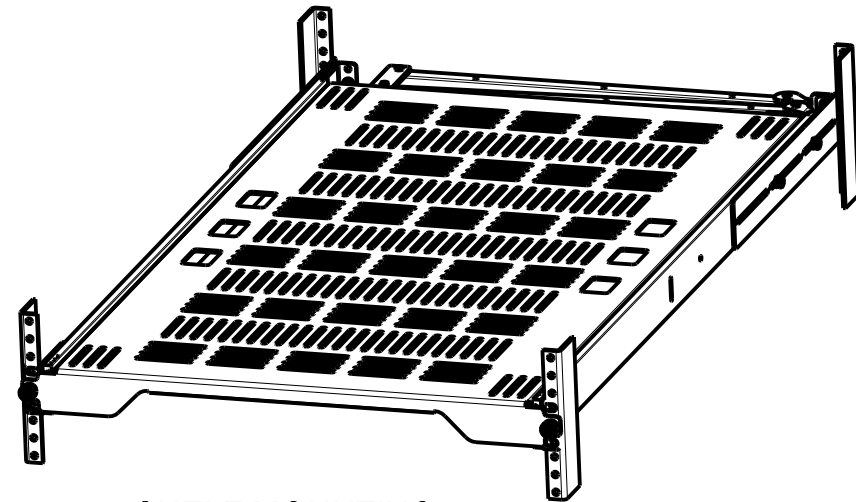
JONATHAN[®]
Engineered Solutions

Irvine Technology Center
 410 Exchange, Suite 200
 Irvine, CA 92602
 Tel. (714) 665-4400
 Fax: (714) 368-7002
 Website: www.jonathanengr.com
 Engineer - Production - Integration/ Subassembly - Logistics
 United States - Mexico - China - Taiwan

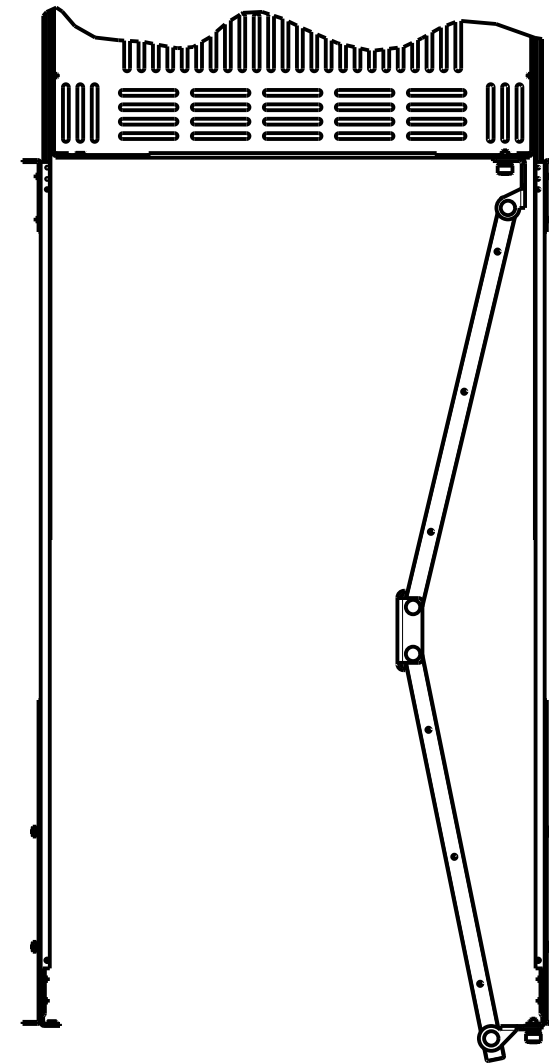
<i>TOLERANCES UNLESS OTHERWISE NOTED</i>				PART NUMBER: T1U-200		DESCRIPTION: ALUMINUM T1U-200	
.XX	.XXX	ANGLES	HOLES	DATE: 07/15/10		LOAD RATING : 86-123 LBS.	
± .03	± .010	± 2°	± .005	SHEET 1 OF 2		COPYRIGHT © 2009 JONATHAN ENGINEERED SOLUTIONS	



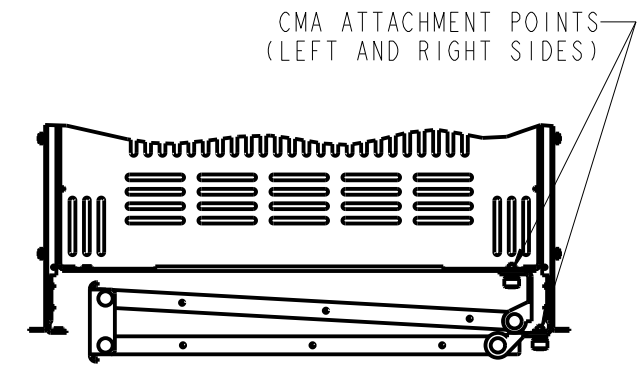
TRAY MOUNTING



SHELF MOUNTING



OPEN POSITION SHOWN



CLOSED POSITION SHOWN

6. ACCESSORIES: ORDER SEPARATELY

TIU-200-CMA IU CABLE ARM ASSEMBLY - STAINLESS STEEL

TK-STP-4-K STRAP WITH METAL CAM BUCKLE KIT
2 EA. STRAP WITH BUCKLE 4 FEET LONG

TK-STP-5-K STRAP WITH METAL CAM BUCKLE KIT
2 EA. STRAP WITH BUCKLE 5 FEET LONG

TK-MAT-1212 ANTI SLIP MAT 12" X 12"
TK-MAT-1218 ANTI SLIP MAT 12" X 18"

TK-HLT STRAP TRAY KIT
4 EA. .75 X 14.00 STRAP

TK-HLC HOOK AND LOOP CMA KIT
4 EA. .50 X 8.00 HOOK AND LOOP STRAP



Irvine Technology Center
410 Exchange, Suite 200
Irvine, CA 92602
Tel: (714) 665-4400
Fax: (714) 368-7002
Website: www.jonathanengr.com
Engineer - Production - Integration/ Subassembly - Logistics
United States - Mexico - China - Taiwan

TOLERANCES UNLESS OTHERWISE NOTED				PART NUMBER :		DESCRIPTION :
				T1U-200		
.XX	.XXX	ANGLES	HOLES	DATE :		ALUMINUM T1U-200 LOAD RATING : 86-123 LBS.
± .03	± .010	± 2°	± .005	03/26/10		
SHEET 2 OF 2				COPYRIGHT © 2009 JONATHAN ENGINEERED SOLUTIONS		