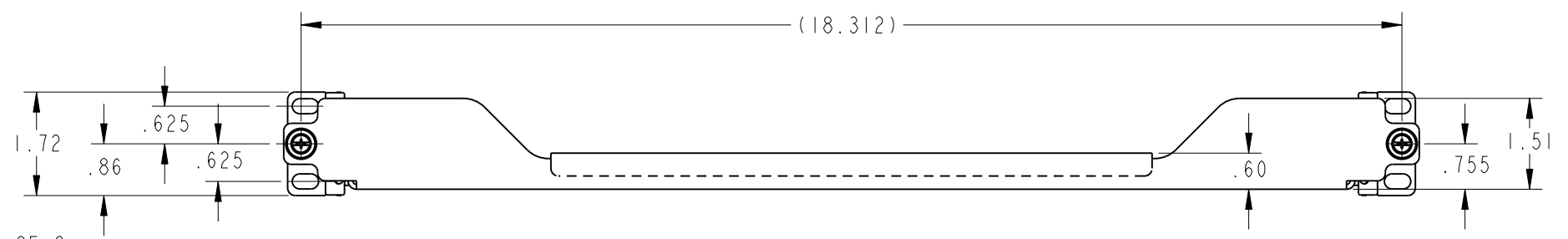
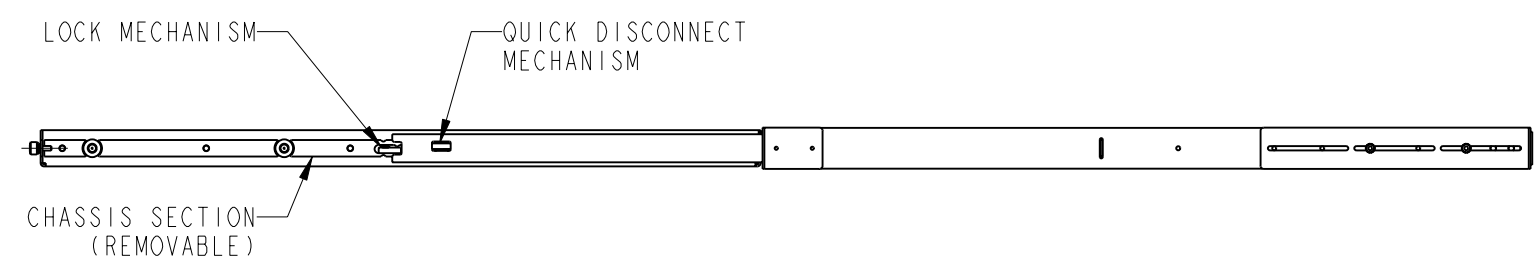
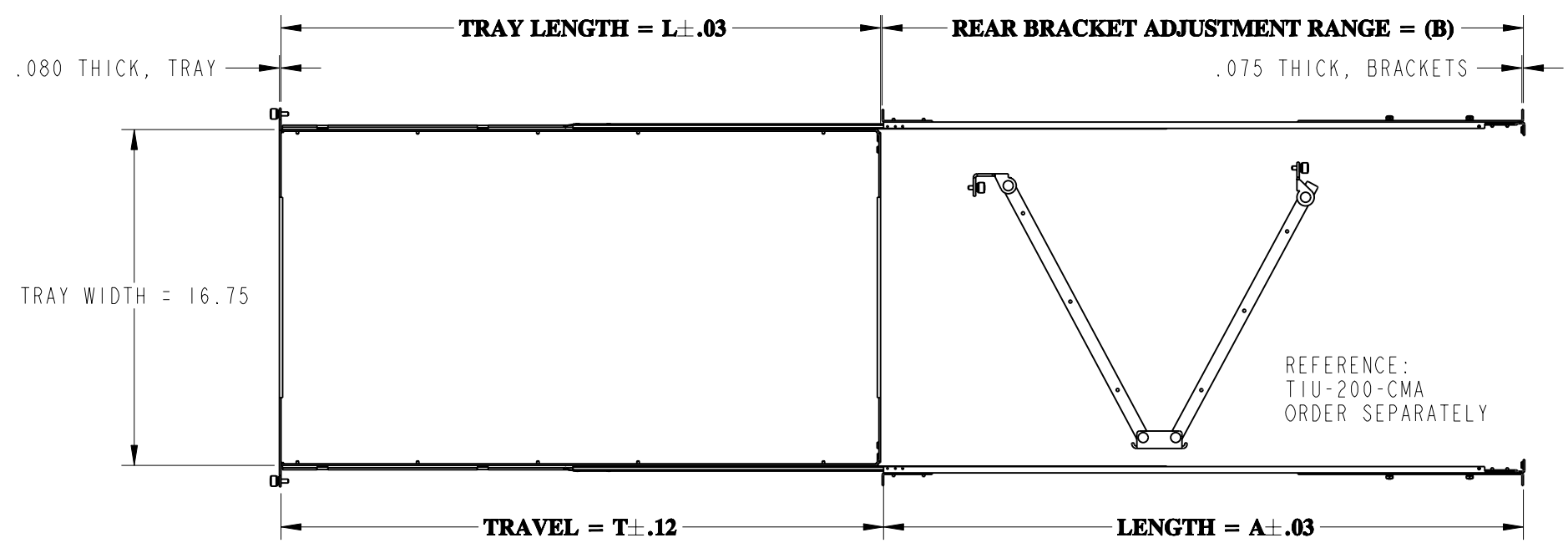


| TRAY KIT | TRAY LENGTH | TRAVEL | LENGTH | REAR BRACKET ADJUSTMENT RANGE | LOAD RATING PER TRAY - LBS |
|-------------|-------------|--------|--------|-------------------------------|----------------------------|
| PART NO. | L | T | A | B | |
| T1U-200S-14 | 14.00 | 14.00 | 16.00 | 14.00 - 20.00 | 123 |
| T1U-200S-16 | 16.00 | 16.00 | 18.00 | 16.00 - 22.00 | 118 |
| T1U-200S-18 | 18.00 | 18.00 | 20.00 | 16.00 - 24.00 | 112 |
| T1U-200S-20 | 20.00 | 20.00 | 22.00 | 18.00 - 26.00 | 107 |
| T1U-200S-22 | 22.00 | 22.00 | 24.00 | 20.00 - 28.00 | 102 |
| T1U-200S-24 | 24.00 | 24.00 | 26.00 | 22.00 - 30.00 | 97 |
| T1U-200S-26 | 26.00 | 26.00 | 28.00 | 24.00 - 32.00 | 91 |
| T1U-200S-28 | 28.00 | 28.00 | 30.00 | 26.00 - 34.00 | 86 |



FRONT VIEW


5. TRAY IS SYMMETRICAL AND MAY BE MOUNTED AS A SHELF OR TRAY AS SHOWN ON SHEET 2 OF 2. TO CONVERT, SIMPLY DISCONNECT, FLIP OVER AND RE-INSTALL.

4. TRAY KIT INCLUDES :
 1 EA. SLIDES ASSEMBLY AND TRAY RIVETED
 1 EA. HARDWARE KIT:
 12 EA. CLIP NUTS #10-32
 10 EA. SCREWS PHPH #10-32 X 1/2" SS

3. SLIDE LOCKS IN FULL OPEN POSITION AND IS PROVIDED WITH QUICK DISCONNECT OF CHASSIS SECTION.

2. FINISH: SLIDE CHANNELS AND ALUMINUM COMPONENTS ARE ANODIZED PER MIL-A-8625, TYPE II, CLASS I. STAINLESS STEEL COMPONENTS ARE PASSIVATED PER SAE-AMS-2700 TRAY IS POLYURETHANE BLACK POWDER COAT.

1. MATERIAL: SLIDE CHANNELS AND TRAY ARE FABRICATED FROM HIGH STRENGTH ALUMINUM ALLOYS. BRACKETS ARE STAINLESS STEEL. COMPONENT PARTS AND FASTENERS ARE HIGH STRENGTH ALUMINUM ALLOYS AND STAINLESS STEEL.



Irvine Technology Center
 410 Exchange, Suite 200
 Irvine, CA 92602
 Tel. (714) 665-4400
 Fax: (714) 368-7002
 Website: www.jonathanengr.com
 Engineer - Production - Integration/ Subassembly - Logistics
 United States - Mexico - China - Taiwan

| | | | | | |
|-----------------------------------|------------|---------------|------------|--|---|
| TOLERANCES UNLESS OTHERWISE NOTED | | | | PART NUMBER : T1U-200S | DESCRIPTION : ALUMINUM T1U-200S LOAD RATING : 86-123 LBS. |
| .XX | .XXX | ANGLES | HOLES | DATE : 01/24/14 | |
| $\pm .03$ | $\pm .010$ | $\pm 2^\circ$ | $\pm .005$ | | |
| SHEET 1 OF 2 | | | | COPYRIGHT © 2012 JONATHAN ENGINEERED SOLUTIONS | |

1

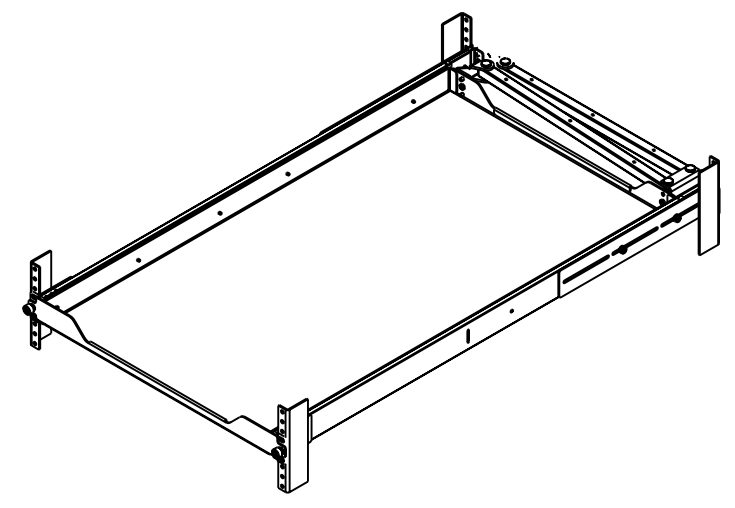
2

3

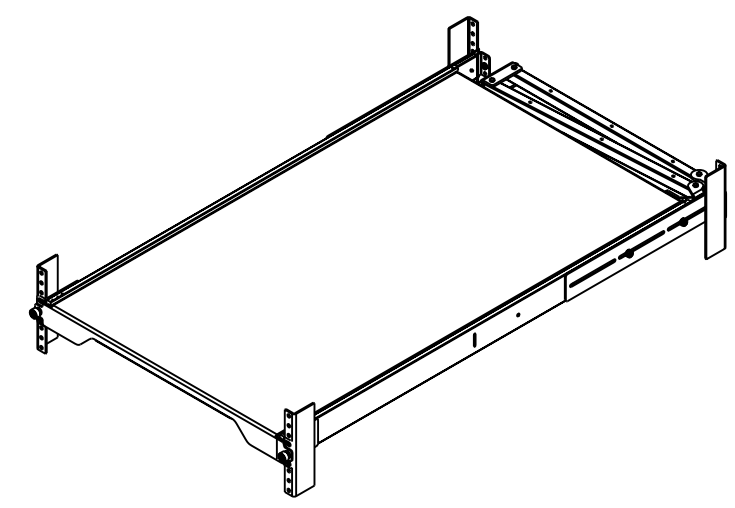
4

5

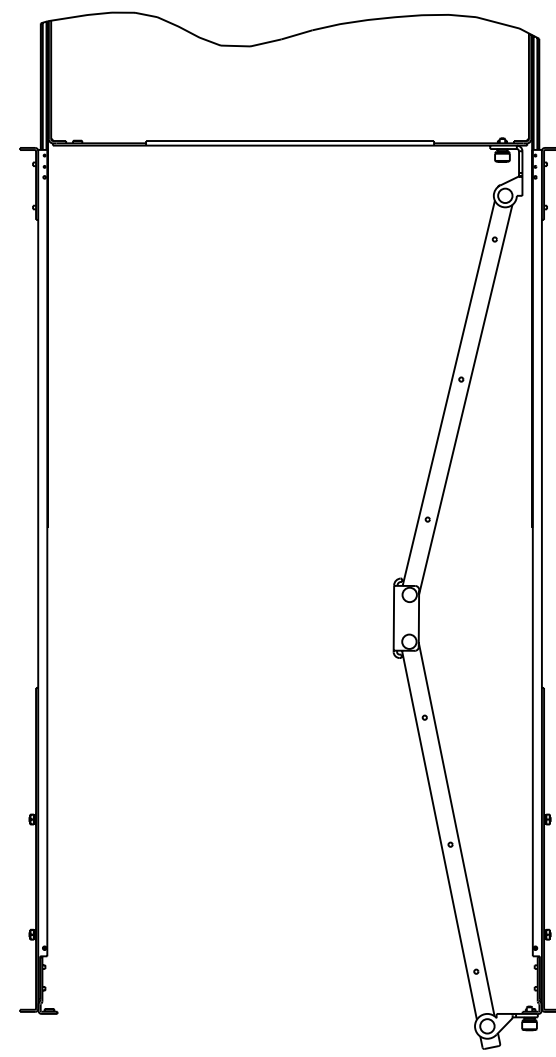
A



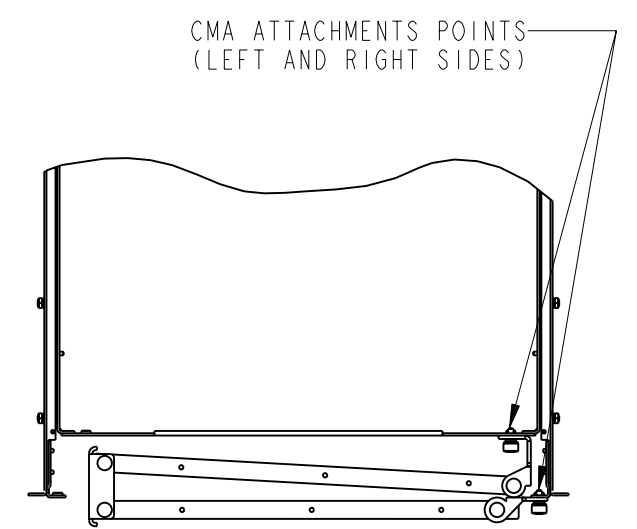
TRAY MOUNTING



SHELF MOUNTING



OPEN POSITION SHOWN




CMA ATTACHMENTS POINTS
(LEFT AND RIGHT SIDES)

CLOSED POSITION SHOWN

6. ACCESSORIES: ORDER SEPARATELY

- TIU-200-CMA 1U CABLE ARM ASSEMBLY - STAINLESS STEEL
- TK-STP-4-K STRAP WITH METAL CAM BUCKLE KIT
2 EA. STRAP WITH BUCKLE 4 FEET LONG.
- TK-STP-5-K STRAP WITH METAL CAM BUCKLE KIT
2 EA. STRAP WITH BUCKLES 5 FEET LONG.
- TK-MAT-1212 ANTI SLIP MAT 12" X 12"
- TK-MAT-1218 ANTI SLIP MAT 12" X 18"
- TK-HLT STRAP TRAY KIT
4 EA. .75 X 14.00 STRAP
- TK-HLC HOOK AND LOOP CMA KIT
4 EA. .50 X 8.00 HOOK AND LOOP STRAP



Irvine Technology Center
 410 Exchange, Suite 200
 Irvine, CA 92602
 Tel. (714) 665-4400
 Fax: (714) 368-7002
 Website: www.jonathanengr.com
 Engineer - Production - Integration/ Subassembly - Logistics
 United States - Mexico - China - Taiwan

| | | | | | | |
|--|--------|--------|--------|--|--|--|
| TOLERANCES UNLESS OTHERWISE NOTED | | | | PART NUMBER : | | DESCRIPTION : |
| | | | | T1U-200S | | |
| .XX | .XXX | ANGLES | HOLES | DATE : | | ALUMINUM T1U-200S LOAD RATING : 86-123 LBS. |
| ± .03 | ± .010 | ± 2° | ± .005 | 01/24/14 | | |
| SHEET 2 OF 2 | | | | COPYRIGHT © 2012 JONATHAN ENGINEERED SOLUTIONS | | |

1

2

3

4

5

D

E

A

B

C

D

E