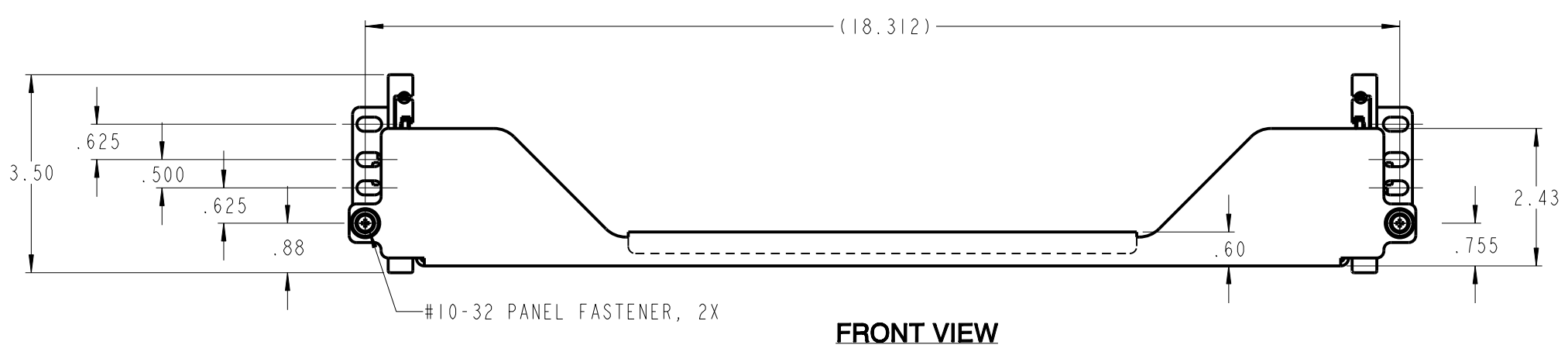

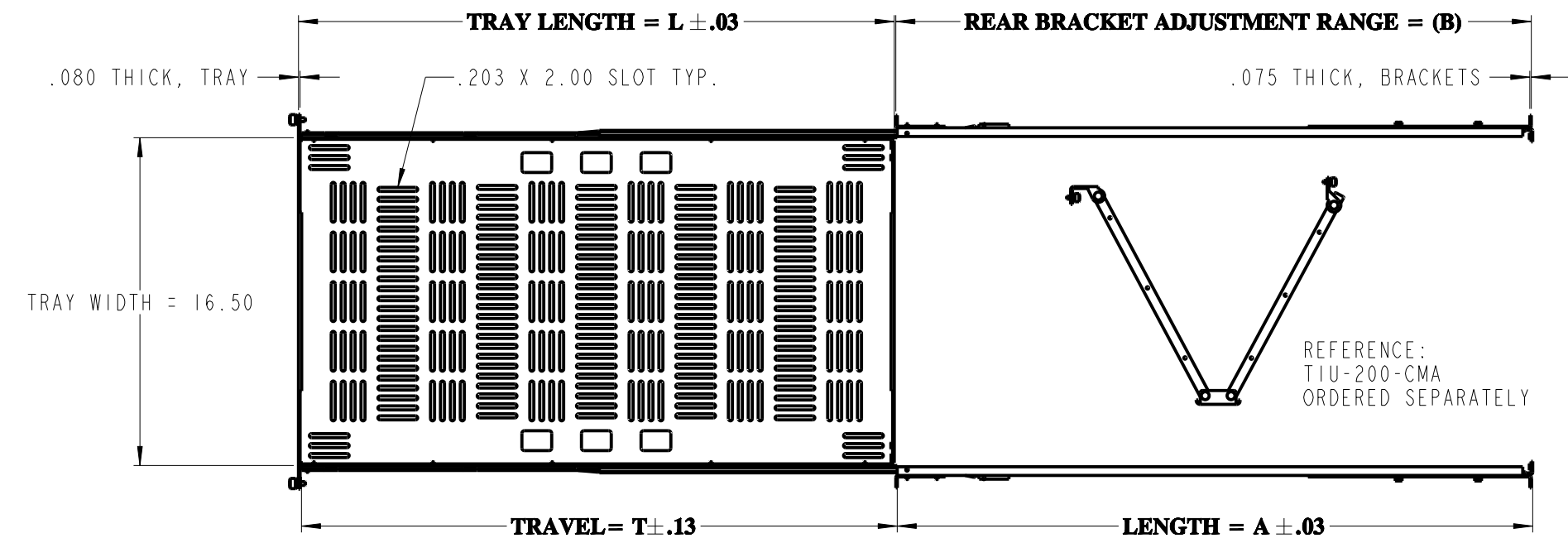


TRAY KIT	TRAY LENGTH	TRAVEL	LENGTH	REAR BRACKET ADJUSTMENT RANGE	LOAD RATING PER TRAY LBS
PART NO.	L	T	A	B	
T2U-200-14	14.00	14.00	16.00	18.00 - 20.00	254
T2U-200-16	16.00	16.00	18.00	18.00 - 22.00	234
T2U-200-18	18.00	18.00	20.00	18.00 - 24.00	206
T2U-200-20	20.00	20.00	22.00	18.00 - 26.00	189
T2U-200-22	22.00	22.00	24.00	20.00 - 28.00	174
T2U-200-24	24.00	24.00	26.00	22.00 - 30.00	161
T2U-200-26	26.00	26.00	28.00	24.00 - 32.00	152
T2U-200-28	28.00	28.00	30.00	26.00 - 34.00	144



5. TRAY IS SYMMETRICAL AND MAY BE MOUNTED AS A SHELF OR TRAY AS SHOWN ON SHEET 2 OF 2. TO CONVERT, SIMPLY DISCONNECT, FLIP OVER AND RE-INSTALL

4. TRAY KIT INCLUDES:  
 1 EA. SLIDES ASSY AND TRAY RIVETED  
 1 EA. HARDWARE KIT:  
 16 EA. CLIP NUTS #10-32  
 14 EA. SCREWS PHPH #10-32 X 1/2" SS

3. SLIDE LOCKS IN FULL OPEN POSITION AND IS PROVIDED WITH QUICK DISCONNECT OF CHASSIS SECTION.

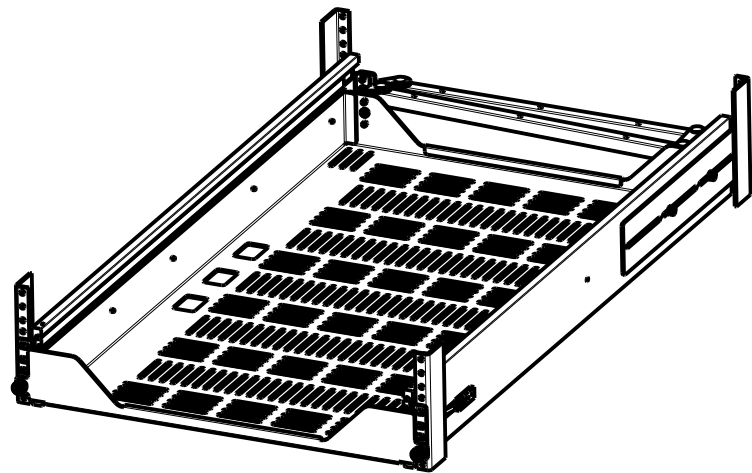
2. FINISH: SLIDE CHANNELS AND ALUMINUM COMPONENTS ARE ANODIZED PER MIL-A-8625, TYPE II, CLASS I. TRAY IS POLYURETHANE BLACK POWDER COAT. STAINLESS STEEL COMPONENTS ARE PASSIVATED PER SAE-AMS-QQ-P-35.

1. MATERIAL: SLIDE CHANNELS AND TRAY ARE FABRICATED FROM HIGH STRENGTH ALUMINUM ALLOYS. BRACKETS ARE STAINLESS STEEL. COMPONENT PARTS AND FASTENERS ARE HIGH STRENGTH ALUMINUM ALLOYS AND STAINLESS STEEL.


**JONATHAN<sup>®</sup>**  
Engineered Solutions

Irvine Technology Center  
 410 Exchange, Suite 200  
 Irvine, CA 92602  
 Tel. (714) 665-4400  
 Fax: (714) 368-7002  
 Website: www.jonathanengr.com  
 Engineer - Production - Integration/ Subassembly - Logistics  
 United States - Mexico - China - Taiwan

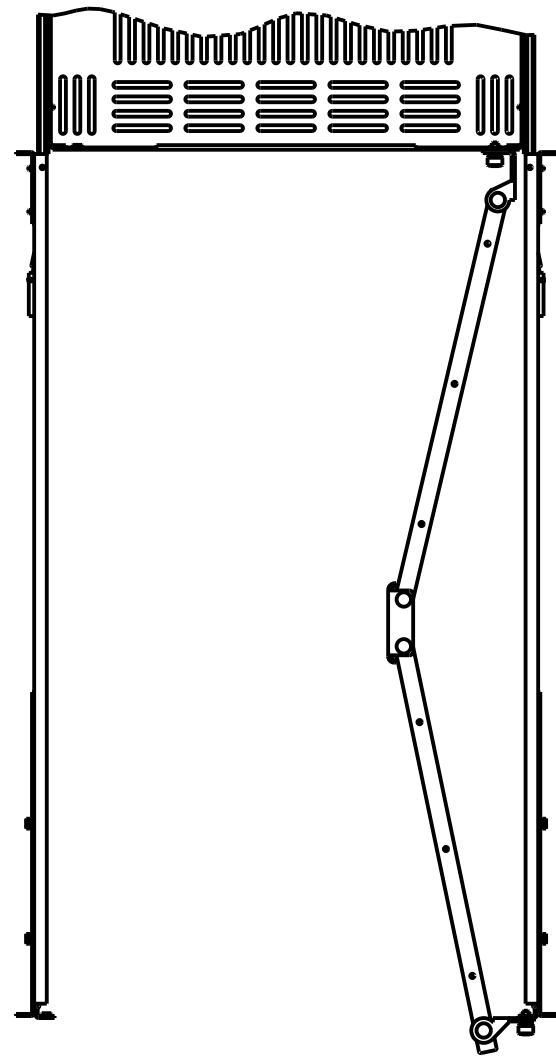
<i>TOLERANCES UNLESS OTHERWISE NOTED</i>				PART NUMBER: <b>T2U-200</b>		DESCRIPTION: <b>ALUMINUM T2U-200</b>	
.XX	.XXX	ANGLES	HOLES	DATE: <b>07/15/10</b>		<b>LOAD RATING : 144-254 LBS.</b>	
$\pm .03$	$\pm .010$	$\pm 2^\circ$	$\pm .005$	SHEET 1 OF 2		COPYRIGHT © 2009 JONATHAN ENGINEERED SOLUTIONS	



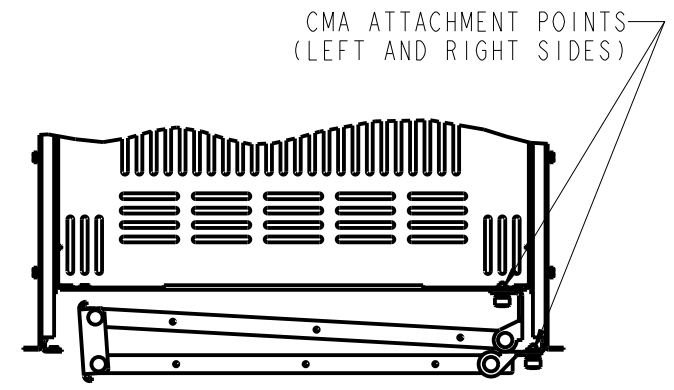
TRAY MOUNTING



SHELF MOUNTING



OPEN POSITION SHOWN



CMA ATTACHMENT POINTS  
(LEFT AND RIGHT SIDES)

CLOSED POSITION SHOWN

6. ACCESSORIES: ORDER SEPARATELY

- TIU-200-CMA IU CABLE ARM ASSEMBLY - STAINLESS STEEL
- TK-STP-4-K STRAP WITH METAL CAM BUCKLE KIT  
2 EA. STRAP WITH BUCKLE 4 FEET LONG.
- TK-STP-5-K STRAP WITH METAL CAM BUCKLE KIT  
2 EA. STRAP WITH BUCKLE 5 FEET LONG.
- TK-MAT-1212 ANTI SLIP MAT 12" X 12"
- TK-MAT-1218 ANTI SLIP MAT 12" X 18"
- TK-HLT STRAP TRAY KIT  
4 EA. .75 X 14.00 STRAP
- TK-HLC HOOK AND LOOP CMA KIT  
4 EA. .50 X 8.00 HOOK AND LOOP STRAP



Irvine Technology Center  
410 Exchange, Suite 200  
Irvine, CA 92602  
Tel. (714) 665-4400  
Fax: (714) 368-7002  
Website: www.jonathanengr.com  
Engineer - Production - Integration/ Subassembly - Logistics  
United States - Mexico - China - Taiwan

TOLERANCES UNLESS OTHERWISE NOTED				PART NUMBER :		DESCRIPTION :
				T2U-200		
.XX	.XXX	ANGLES	HOLES	DATE :		ALUMINUM T2U-200 LOAD RATING : 144-254 LBS.
± .03	± .010	± 2°	± .005	03/26/10		
SHEET 2 OF 2				COPYRIGHT © 2009 JONATHAN ENGINEERED SOLUTIONS		