

1. TFB1U-400-XX-KT INCLUDES:

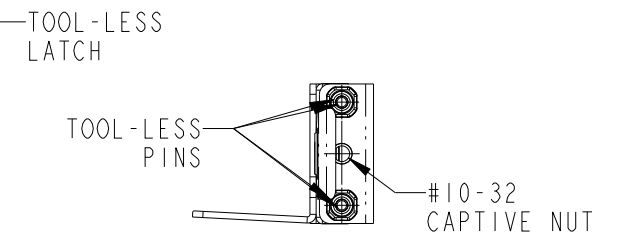
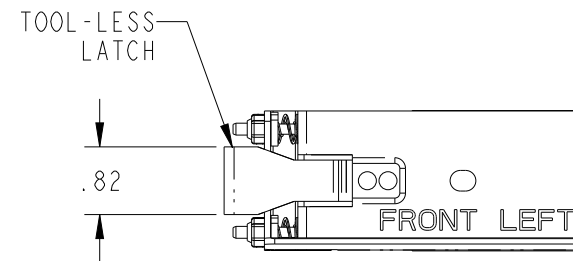
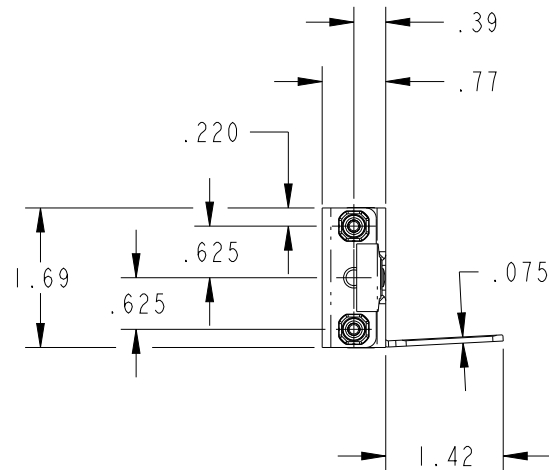
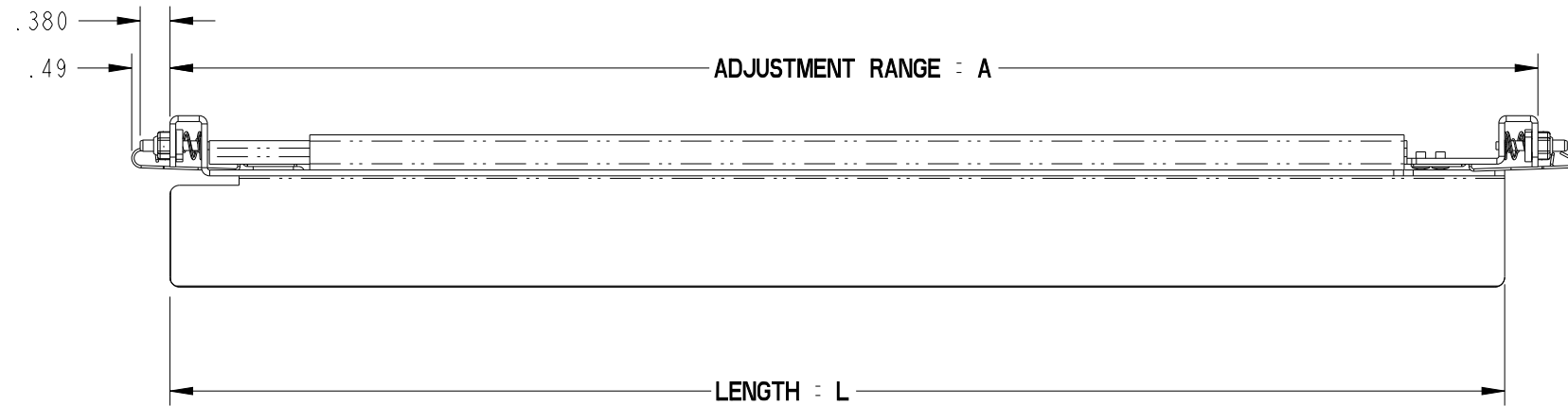
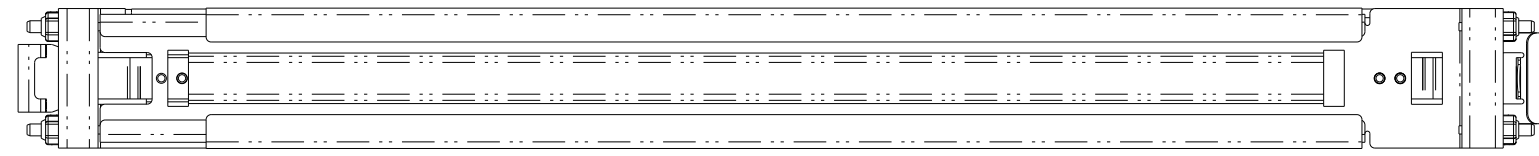
- 1 EA. LEFT HAND BRACKET RAIL
- 1 EA. RIGHT HAND BRACKET RAIL
- 1 EA. HARDWARE KIT (SAFETY SCREWS)
- 4 EA. #10-32 X .50 TRUSS HEAD SCREW

2. MATERIAL: COLD ROLLED STEEL

3. FINISH: CLEAR ZINC PLATE

4. BRACKET RAILS ARE SUPPLIED WITH TOOL-LESS MOUNTING FEATURES. RAILS CAN MOUNT TO THREE STYLE RACKS WHICH INCLUDE, SQUARE HOLE, ROUND HOLE AND TAPPED HOLE.

5. RAILS ARE DESIGNED TO BE USED WITH CHASSIS UNITS 17.42" MAX. WIDE OR LESS.



Irvine Technology Center
 250 Commerce, Suite 100
 Irvine, CA 92602
 Tel. (714) 665-4400
 Fax: (714) 368-7002
 Website: www.jonathanengr.com
 Engineer - Production - Integration/ Subassembly - Logistics
 United States - Mexico - China - Taiwan

PART NUMBER	LENGTH L	ADJUSTMENT RANGE A	LOAD CAPACITY
TFB1U-400-18-KT	17.08"	18" TO 24"	XXX LBS.
TFB1U-400-24-KT	23.08"	24" TO 34"	XXX LBS.
TFB1U-400-32-KT	31.08"	32" TO 42"	XXX LBS.

TOLERANCES UNLESS OTHERWISE NOTED				PART NUMBER : TFB1U-400	DESCRIPTION : FIXED BRACKET RAIL, 1U, TOOL-LESS
.XX	.XXX	ANGLES	HOLES	DATE : 06/13/2018	
± .03	± .010	± 1°	± .005	SHEET 1 OF 1 COPYRIGHT © 2012 JONATHAN ENGINEERED SOLUTIONS	